



FOCAL POINT™

IMPLANT GUIDED SYSTEMS BY
PITTMAN SURGICAL SOLUTIONS

IT'S TIME TO EXPAND YOUR PRACTICE



Pittman
Surgical Solutions

THE IMPLANT GUIDE ADVANTAGE



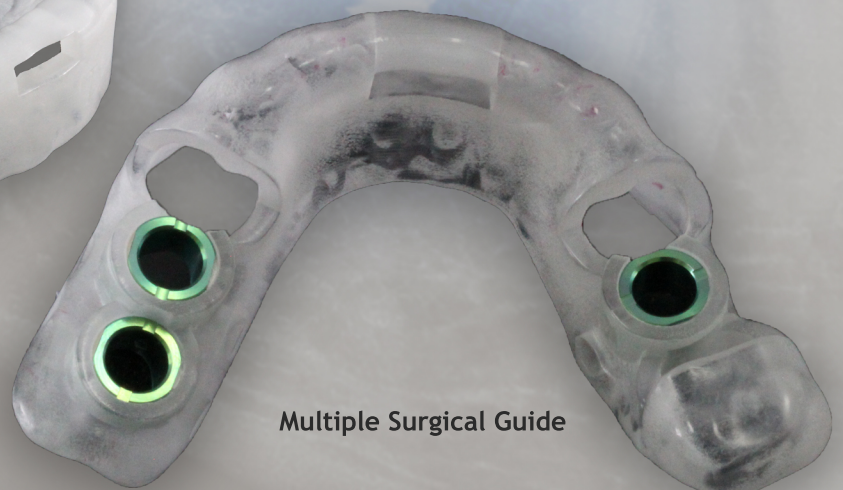
Less Complex
Accurate and Efficient
Same Day Restorations
Less Patient Chair Time

It's time to expand your offerings. Today, many doctors are looking for additional revenue streams for their practices. Patients are looking for one doctor that can provide all of their dental needs. Current advances in technology have made dental implants less complex, more accurate and efficient. Many restorations can be done the same day, creating less chair time for you and convenience for the patient.

Focal Point™ by Pittman Dental Laboratory provides this simple, easy to use guided implant system. Pittman Dental Laboratory has been providing the highest quality materials and craftsmanship for the dental industry since 1974. Because of our reputation for quality and service, we are supplying doctors throughout the United States. If you are looking for a reliable dental laboratory for your practice and clients, Pittman Dental Laboratory is here for you.



Single Surgical Guide



Multiple Surgical Guide

For more information contact us:

800-235-4720 | support@pittmandental.com | www.pittmandental.com



Case Packages



A completed implant package includes five pieces: the surgical guide and the implant itself (a titanium screw that is placed in the jawbone), the custom healing abutment (a connector between the implant and crown), the temporary and final prosthesis (the part that is visible and looks like a tooth). Pittman Dental Laboratory works with all implant manufactures, providing you with quality and choice.

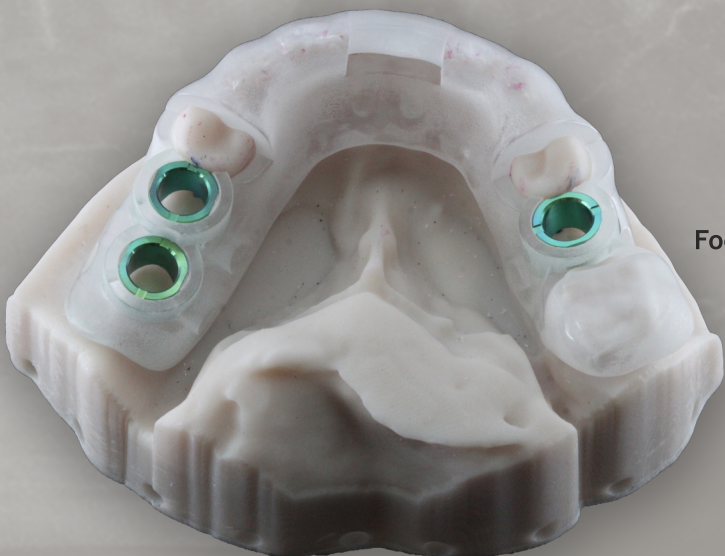
Surgical Guide - One of the main advantages of utilizing a surgical guide is increased accuracy. This not only reduces surgery time, but reduces trauma, pain, and swelling for patients. In turn, it leads to a shorter recovery time for patients. Additionally, it promotes consistent optimal implant placement, resulting in predictable patient care.

Custom Healing Abutment - A healing abutment is what molds the tissue and creates a "tunnel" thru the gum to the implant. The crown that connects to the implant is never a circle. Pittman Dental Laboratory creates custom made healing abutments that is shaped like the crown that will go on top. This allows us to create a custom abutment that is the proper shape which in turn allows us to make a crown that looks like a molar.

Prosthetic Abutment - We offer a broad array of abutments for a wide range of indications and patient conditions and we utilize OEM parts when prescribed. No system better equips you to plan for your patients' individual needs. The abutment's design and flexibility is matched only by its ease of use and surgical efficiency. This abutment system will provide your patients with secure, beautiful smiles.

Temporary Prosthesis - The temporary is constructed in the laboratory using many similar techniques utilized for accomplishing a permanent prosthesis. However, these prostheses are made from a preliminary impression and prior to implant placement.


Final Prosthesis - Diamante™ Zirconia bruxer is ideal for final restorations. We mill from a medical grade Zirconia imported from Italy. Our Diamante™ bruxer is fabricated out of all Zirconia, there's no ceramic layering, so we guarantee it for 5 years against breakage.



Focal Point Multiple Guide on model



Focal Point Guide with titanium screw



FOCAL POINT™

IMPLANT GUIDED SYSTEMS BY
PITTMAN SURGICAL SOLUTIONS

IT'S TIME TO EXPAND YOUR PRACTICE



800-235-4720 | SUPPORT@PITTMANDENTAL.COM

WWW.PITTMANDENTAL.COM