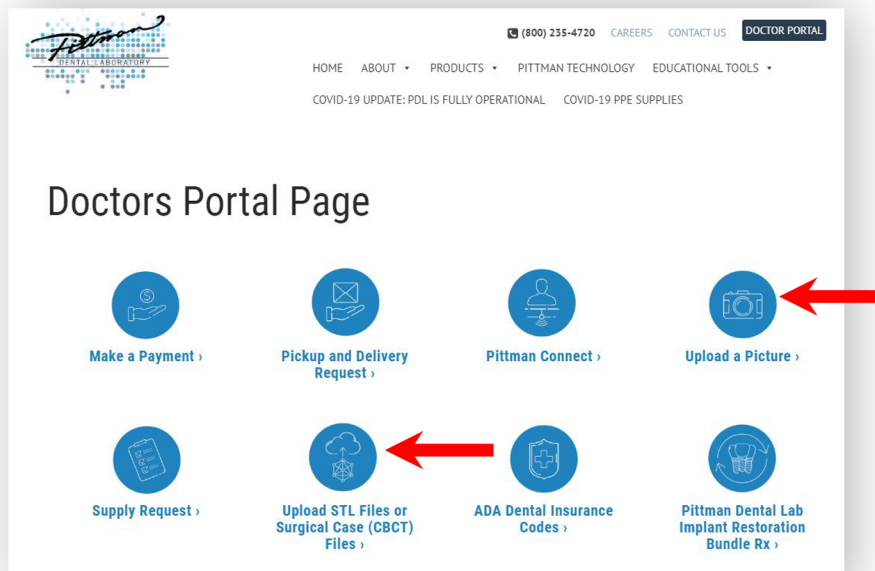


## How to upload Pictures, STL or CBCT files:

- 1 In your browser, go to [www.pittmandental.com](http://www.pittmandental.com). Click on the Doctor Portal button.



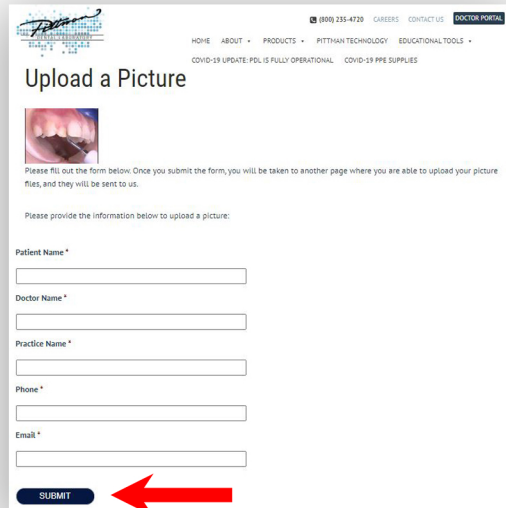
- 2 Select option to upload Picture or upload STL or Surgical Case (CBCT) files.



# Doctor Portal

## How to upload pictures, STL or CBCT files.

- 3** For picture submissions, fill out the form on the page. For STL or CBCT files, follow the instructions on the page.



**Upload a Picture**

Please fill out the form below. Once you submit the form, you will be taken to another page where you are able to upload your picture files, and they will be sent to us.

Please provide the information below to upload a picture:

Patient Name \*

Doctor Name \*

Practice Name \*

Phone \*

Email \*

**SUBMIT**



**Upload STL Files or Surgical Case (CBCT) Files**

**STL files** - click the link below and follow the WeTransfer directions.  
For more detailed instructions download the 'Upload Picture and STL Files' instruction sheet.

**Surgical Case files** -

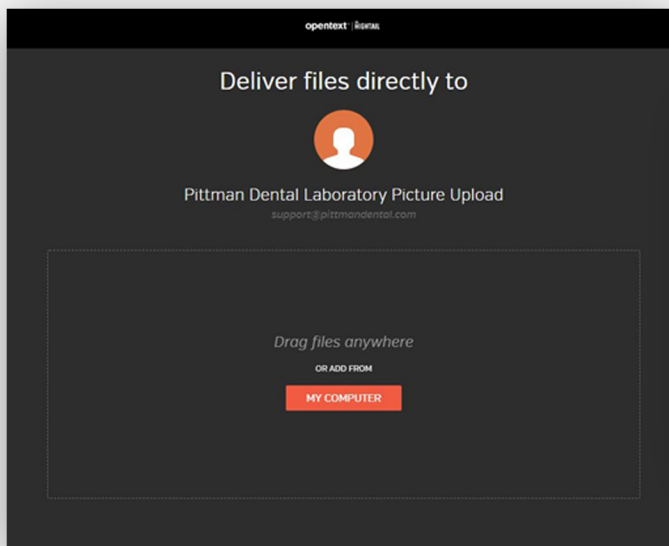
1. Extract CBCT files in multiple file format to a folder
2. Zip the folder before uploading to WeTransfer
3. Click on the link below to upload the zipped surgical case files to WeTransfer

**Upload Files - [Click Here](#)**

Click the Submit button to upload a picture using Hightail.  
Click "Click Here" to upload an STL file using WeTransfer.

**4**

HighTail



WeTransfer

