




## ***Product Details - Services - Onboarding***

### Daily Operating Hours:

Monday - Thursday 7:30am - 5:30pm | Friday 7:30am - 1:00pm

 (800) 235 - 4720

 [www.PittmanDental.com](http://www.PittmanDental.com)

 2355 Centennial Circle Gainesville, Georgia 30504, USA



# Table of Contents

01	.....	Advanced Artistry: A Company Overview
02	.....	Crown & Bridge
03	.....	Pittman Proline
04	.....	Dentures & Partial
05	.....	Appliances & Ortho
06	.....	Your Smile Factor
07	.....	Pittman Surgical Solutions
08	.....	ScanCode
09	.....	Facially Driven All-On-X Workflow
10	.....	Facially Driven All-On-X Workflow Benefits
11	.....	Send us a Case: Connect your IOS Scanner
12	.....	Send us a Case: Pittman Doctor Portal
13	.....	Scan with Pittman: Facial Scanner
14	.....	Scan with Pittman: IOS Scanner
15	.....	In Lab Working Times


# ADVANCED ARTISTRY



Founded in 1974 by Rudy Pittman, Pittman Dental Laboratory is a full service Dental Lab and has built a reputation of quality and service utilizing the best technology.

Started as a family owned company over 50 years ago, we place a high value on our customers, both Practice and Patient and we vow to use only the highest quality materials and craftsmanship because our success depends on your success.

Pittman Dental Lab has worked with thousands of Doctors and Practice's across the nation. Enhanced by our dedicated and skilled technicians, we are able to offer our clients individualized attention and service. We dedicate a select team of talented individuals to work with each of our clients in the Lab and in the field.





# CROWN & BRIDGE

## Diamante™ Bruxer

- Entirely Zirconia
- 5-Year Warranty against breakage
- **Indications:** Ideal for Posterior Crowns, Posterior Bridges and Implant Restorations
- *Contraindications: Limited Occlusal Space*



## Layered Diamante™

- High Translucency
- Medical Grade Strength (1200 MPA Strength, 6/10.2 mm thick)
- **Indications:** Ideal for Anterior and Posterior Crowns/Bridges and Implant Restorations
- *Contraindications: Signs of severe bruxism and/or clenching, limited occlusal space, history of broken restorations and/or teeth preparation, 1200 MPA strength, 6/10.2mm thick for durability*



## Lumax

- Highly Aesthetic
- Increased Flexural Strength
- **Indications:** Ideal for Single Anterior and Posterior Crowns, Implant Restorations and Inlays/Onlays
- *Contraindications: Limited occlusal space, signs of severe bruxism and/or clenching*



## IPS E.Max®

- Outstanding Aesthetics
- Medical Grade Strength
- **Ideal for Single Anterior and Posterior and Implant Restorations, Veneers (.6-.8mm of facial reduction), minimally invasive Inlays/Onlays and Partial Crowns**
- *Contraindications: Limited occlusal space, signs of severe bruxism and/or clenching, or history of broken teeth*





*Pittman*



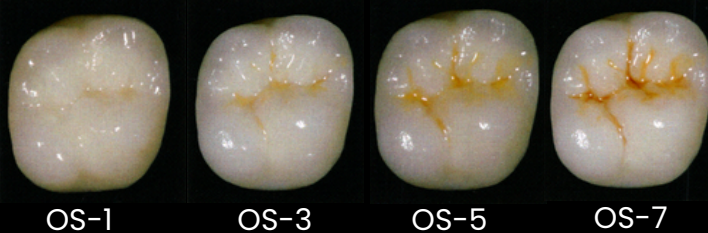
# Curious about our Premier Product Line? PROLINE is the answer

Pittman Dental Laboratory offers a luxury boutique line of beautiful restorations where you will find exceptional artistry in every box.

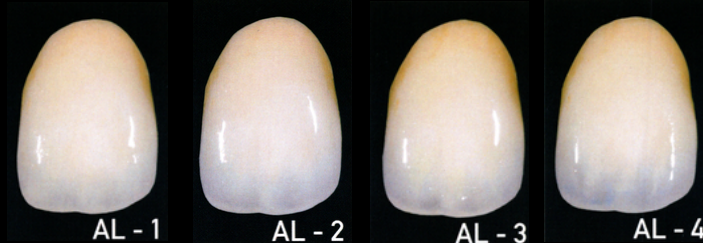
**The Proline Advantage:** Each case is assigned to our skilled and dedicated team of technicians certified and trained in industry leading programs such as Dawson, LVI & CDT.

## Proline Staining Guide

### Occlusal Staining Guide



### Anterior Layering Guide



Scan QR Code to  
download the  
Proline Rx



# DENTURES & PARTIALS

*Dentures & Partials are billed in multiple stages if a wax up is required*

Choose from Premium, Standard or Economy tier Dentures based on your patient's needs. Pittman is able to deliver a beautiful product made and designed by our removable experts.

## Premium Dentures

- IVO Based Processing
- Choice of Premium Denture Teeth
- Highest-Grade Strongest Teeth
- Custom Gingival Tinting
- Includes: Models, Setup, Choice of Premium Teeth

## Standard Dentures

- IVO Based Processing
- Choice of Heraeus Basic Denture Teeth
- Multiple Tissue Shades Available
- Includes: Models, Setup, Choice of Teeth



Pittman has a wide array of Partials for whatever your patient is needing. Cast Metal Partials, to different Flexible materials are available.

## Karadent™ Flexible Partials

- Ideal upgrade from Acrylic Dentures without compromising esthetics. Ideal for immediate use after extraction. Karadent can be relined and have teeth added as the soft tissue heals.



## TCS Unbreakable® Flexible Partials

- Unbeatable strength and exceptional memory. An unbreakable material that allows for a highly durable, lightweight and aesthetic removable flexible partial.

Reach out to our Lab for a free gingival shade guide for your office!



# APPLIANCES & ORTHO

## MAPA®: Maxillary / Mandibular Anterior Passive Appliance

See more at  
MAPABiteGuard.com

- Multi-functional appliance can be used as a deprogrammer, TMD/TMJ treatment device, night guard or to protect newly placed anterior restorations.
  - Minimizes and prevents temporal muscle contraction by disengaging posterior teeth contact.
  - Natural shape allows patient to speak normally.
  - MAPA Appliance is EXCLUSIVE to Pittman!



## Night Guards, Splints, Deprogrammers & More

- Dawson Occlusal Hard Night Guards
- Bite Splint with a Soft Liner (Equilibrated\*)
- Gelb Splint
- Bleaching Trays
- Hawley Retainer with Ball Clasps
- Invisible Retainer
- Athletic Mouth Guard
- Elastic Mandibular Advancement (EMA)
- Snoring Appliances
- Mini Deprogrammers



*\*Equilibrated Night Guards are best for those patients who suffer from TMJ, jaw pain or occlusal issues. Non-Equilibrated Night Guards are more suitable for patients who only need protection from teeth grinding (bruxism) without TMJ concerns.*



Don't see what you're looking for? Download our  
Comprehensive Appliance Guide using the QR Code!



# YOUR SMILE FACTOR<sup>®</sup>

Clear Aligner Ortho Treatment Program

## YSF WORKFLOW

Get your full set of Clear Aligners in as little as 2 weeks!



### The Pittman Difference

Zendura FLX is the special aligner material used by Pittman Dental Laboratory to produce the Your Smile Factor<sup>®</sup> clear aligners for Dentists across the country. Unlike other materials, Zendura FLX is comfortable to the patient but strong enough to move teeth into their proper position. Add a new revenue source to your practice by contacting Pittman Dental Laboratory today.

*Your Smile Factor<sup>®</sup> Clear Aligners come in 6 different packages based on patient need, outlined below. Submit your cases on [PittmanDental.com/Doctors-Portal](https://PittmanDental.com/Doctors-Portal) to get your case design and quote.*



Rapid 5 - Up to 5 Trays Per Arch



Swifty - Up to 7 Trays Per Arch



Swifty 10 - Up to 10 Trays Per Arch



Minor - Up to 14 Trays Per Arch



Intermediate - Up to 20 Trays Per Arch



Extensive - Up to 25 Trays Per Arch

# SURGICAL SOLUTIONS

Pittman is an implant focused dental lab with a highly skilled team of certified dental technicians that are known for the quality, accuracy and speed of their restorations.

Pittman Surgical Solutions Implant Team works with a restorative mindset whether you are looking to restore a single implant or an entire mouth.

## Surgical Guides:



Focal Point® provides a simple, easy to use guided Implant System

A Complete Package includes:

- Surgical Guide
- Custom Healing Abutment
- Temporary
- Final Prosthesis

See More:

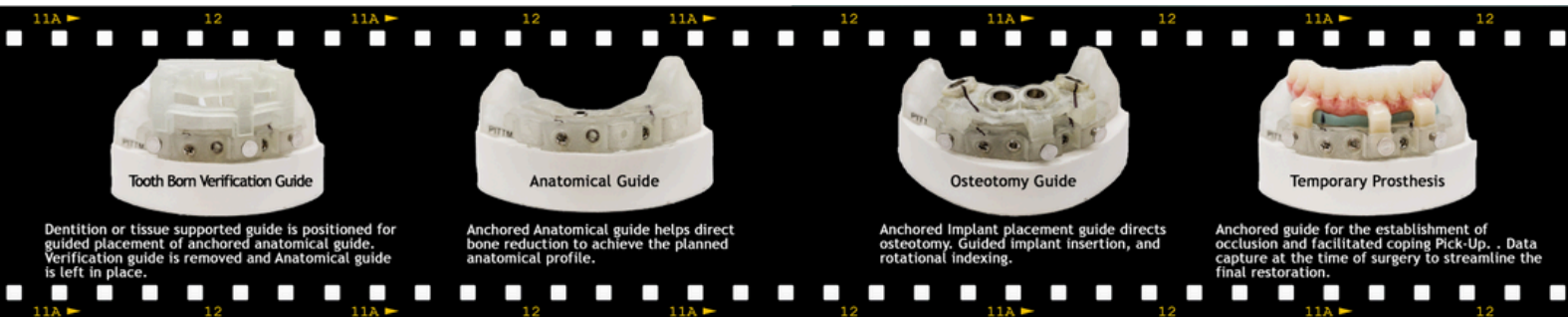


Capture® the Full Arch Guided System is a streamlined and simplified process of guided full restorations.

Workflow Overview

- Case Initiation
- Virtual Diagnostic Planning & Meeting
- Production & Delivery
- Day of Surgery

See More:



# SCANCODE<sup>®</sup>

ScanCode<sup>®</sup> is the Anatomical and Scannable Healing Abutment for specific Implant Location. ScanCode<sup>®</sup> has a titanium all metal interface with PMMA material that replaces the need for scanbodies and promotes tissue healing for your implant patients.

- Fabricated with all Implant Systems
- All Metal Interface with PMMA
- Impression System - IOS & PVS
- 2 of each ScanCode comes in a Kit
- Shortens Chairtime for your patient and your practice
- Protects tissue from blanching
- 6 Ideal Emergence Profiles\*


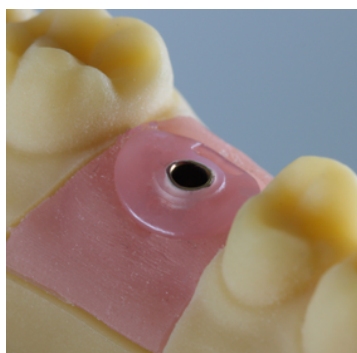
\*Can be customized based on patient if needed



ScanCode<sup>®</sup>  
Order Form

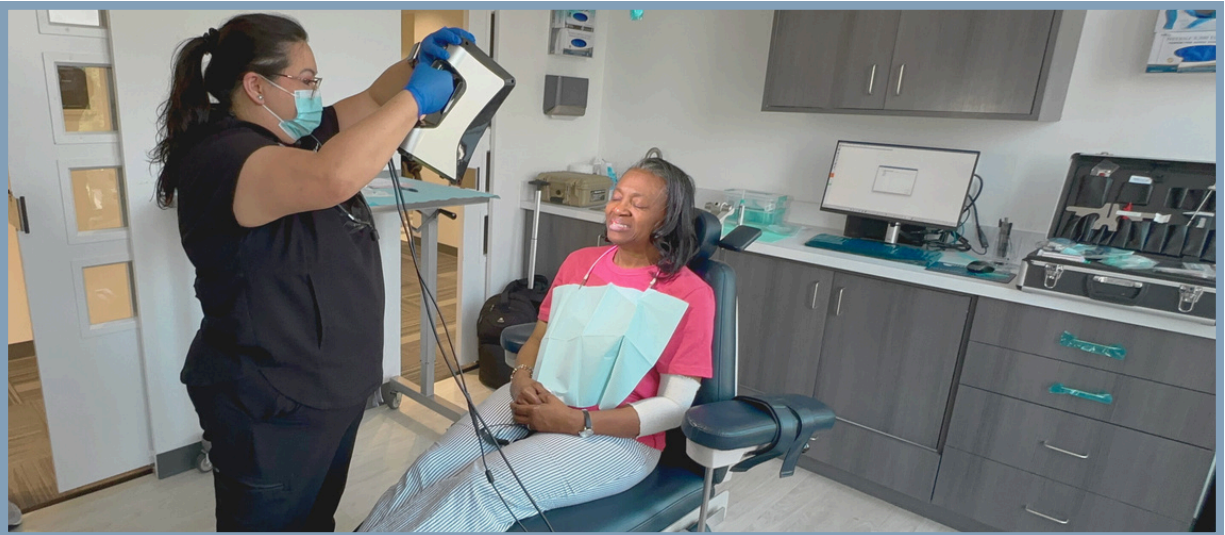


1	2	3	4	5	6
Maxillary Central	Maxillary Lateral/ Mandibular Incisor	Maxillary Canine	Maxillary/Mandibular Premolar Mandibular Canine	Maxillary Molar	Mandibular Molar





# FACIALLY DRIVEN ALL ON X WORKFLOW



*Pittman Dental Lab's Certified Chairside Technicians performing a series of Facial Analysis Scans in preparation for day of surgery.*


The Pittman Dental Lab Team has created a **Facially Driven Workflow** that redefines how to approach a full arch restoration case. It includes the utilization of 3D Facial Scanning technology to capture the patients different lip positions and their face in designing their new smile when planning for All-On-X/Hybrid/Full Arch Implant Bridge Restorations.

- **Pre Surgical Records:** We come to your office Chairside to preform intra/extra oral scans of a patient.
- **Digital Planning:** Our team of experts will superimpose all images taken Chairside to perfectly craft a predictable prosthesis along with our state of the art stackable Surgical Guides.
- **Day of Surgery Impressions:** Once Implants have been placed, we will take impressions that are sent directly to our Lab where the temporary prosthesis is milled.
- **Delayed Conversion:** 24-72 Hours post-surgery the temporary prosthesis is delivered to the patient for wear over the healing period.

# FACIALLY DRIVEN ALL-ON-X WORKFLOW BENEFITS

## Benefits of the Facially Driven Workflow:

- **Reduced Patient Chair Time** - Due to delayed conversion, chair time is significantly reduced.
- **Save Money** - Pittman has bundled pricing based on GP and Surgical Costs that could save you hundreds!
- **Stronger Temporary Prosthesis** - We mill our provisionals out of a monolithic PMMA block and minimal Chairside adjustments may be needed due to day of surgery impressions being taken.



- **No Need for Repairs** - If the PMMA breaks or cracks while waiting for the implants to integrate, we can mill another one with our stored files to ship the next day!
- **Better Patient and Practice Experience** - You no longer will be working all day long on one patient since they will immediately go home after surgery. Less time for staff and anesthesiologist to be on standby for this patient. It also opens your practice to do multiple arches in 1 day.

## What our Doctors are Saying:

*“Fit was perfect, I didn’t have to touch it. Incredible job. You guys are world class.”*

*“You guys are like a cheat code!!! Make it so easy. Looks amazing!! Even I can do this!”*

*“I’ll never do these (cases) any other way. You guys are great and it fits so amazingly well!”*

# SEND IN YOUR FIRST CASE

[www.PittmanDental.com/Doctors-Portal](http://www.PittmanDental.com/Doctors-Portal)

Utilize our Doctors Portal on our Website when you are looking to do any of the below options:



**Make a Payment**



**Pickup & Delivery Request**



**Locate your Territory Manager**



**Upload a Photo**



**Submit a Supply Request**  
*Rx Forms, FedEx Supplies, Boxes, etc.*



**Upload a STL or Surgical Case Files**



**ADA Dental Insurance Codes**



**In Lab Working Times**  
*See Page 16*

## Sending in a Physical Case?

**Sending in a Case is easy as 1, 2, 3!**

**1**

### **Fill Out a Script**

*Order these on our Dr Portal or speak to your Territory Manager*

**2**

### **Pack Your Case**

*If there are multiple cases in 1 box, separate them out in plastic bags and attach script to each bag*

**3**

### **Ship Your Case**

*Attach a FedEx Shipping Label OR schedule your courier Pick-up through Pittman*



# SEND IN YOUR FIRST DIGITAL CASE

*Connect your Scanner to our Lab*

Don't see your Scanner? Pittman Dental Lab accepts all Scanner files, reach out to our Lab to find out how to get Pittman Dental Lab added to your list of preferred Labs!

**3shape** 

- Open up your 3Shape Communicate account > Navigate to Settings > Connections > Lab > Add a Connection and Search Pittman Dental Lab > Select Lab to send Approval Request
- 3Shape Customer Support:  
1-908-867-0144

**iTero** <sup>TM</sup>

- You can select Pittman Dental Laboratory as your lab on your iTero within your scanner by selecting "Find a Laboratory"
- iTero Scanner Code for Pittman Dental Lab is: **4804**
- iTero Customer Support:  
1-800-577-8716

**CEREC** <sup>®</sup>

- Register your CEREC Unit and add Pittman Dental Laboratory at [www.cerec-connect.com](http://www.cerec-connect.com)
- Click on "Registration Data" for PT
- Click "Desired Lab" and Select Pittman Dental Lab
- CEREC Customer Support:  
1-800-659-577

 **Carestream**  
DENTAL

- Using your Carestream Connect account, search Pittman Dental Laboratory
- You can also search our Lab by looking up via the email address [CADFiles@PittmanDental.com](mailto:CADFiles@PittmanDental.com)
- Carestream Support:  
1-800-328-2910

## Need Additional Assistance?

(800) 235-4720

[Support@PittmanDental.com](mailto:Support@PittmanDental.com)

[CADFiles@PittmanDental.com](mailto:CADFiles@PittmanDental.com)

## SEND AND TRACK ONLINE

Sign up for RxUpload on

[www.PittmanDental.com/RxUpload](http://www.PittmanDental.com/RxUpload)

- Visually see case status - Accepted, On Hold, In Production
- Receive email notifications for case moving through the process
- Communicate in real-time with Lab Techs



**RxUpload**



# SCAN WITH PITTMAN

## ELEVATE PATIENT CARE WITH 3D FACIAL SCANNING

- **Enhanced Diagnostics:** Facial scanners provide detailed 3D representations of a patient's face, aiding in accurate diagnosis and personalized treatment planning.
- **Virtual Patient Creation:** Combine facial scans with intraoral scans and CBCT data to create a comprehensive virtual patient model, improving communication with lab technicians and patients.
- **Esthetic Excellence:** Facial scanners are integral to digital smile design, allowing for precise virtual teeth setups and enhanced esthetic outcomes.
- **Non-Invasive & Accurate:** Modern facial scanners use advanced photogrammetry and laser scanning techniques, ensuring non-invasive, highly accurate, and reproducible results.



### How does it work?

To get the most accurate imaging, facial scanning (alongside traditional IOS impressions) should scan for the following positions:

**Natural Smile**  
**Exaggerated Smile**  
**Repose**  
**2 Bites**

Pittman Dental Lab can superimpose all imaging to get you the most predictable results for Implant Cases, Crowns and Dentures!

### Facial Scanner Placement

Purchase from Pittman or Rent-to-Own

# SCAN WITH PITTMAN

EXPERIENCE THE DIGITAL DIFFERENCE IN YOUR PRACTICE

IOS scanners offer faster, more accurate, and mess-free impressions. They enhance patient comfort, reduce remakes, and streamline workflows with instant digital files that can be shared with Pittman Dental Lab in real time!

Reduce your number of patient appointments by keeping digital records of each patient!

## **PITTMAN RENTAL PROGRAM**

- Scanner
- Scanner Laptop
- Scanner Cart
- Yearly Tech and Support Fees included
- Optional In Person and Virtual Training and Continuing Education Seminars

3shape   
iTero™



**Inquire with your Pittman Territory  
Manager to learn More**



# IN LAB WORKING TIMES



## FIXED CROWN & BRIDGE

Zirconia, All Ceramic, PFM, Full	8 BUSINESS DAYS
Cast Diagnostic Wax-Up	8 BUSINESS DAYS
Temporary Restorations	8 BUSINESS DAYS
*Complex Cases and Implants	10 BUSINESS DAYS
**Clear Aligners	12 BUSINESS DAYS
***Full Arch Surgical Guides	15 BUSINESS DAYS

\*Complex Cases are 5+ units | \*\* From Drs Approval

## DENTURES

Denture Wax Up	8 BUSINESS DAYS
Denture Process	8 BUSINESS DAYS
Denture Complete	8 BUSINESS DAYS
Denture Rebase	3 BUSINESS DAYS
Denture Reline	2 BUSINESS DAYS
Denture Repair	1 BUSINESS DAY

Rebase: Thursday Pickup will Ship Tuesday

Reline: Thursday Pickup will Ship on Monday

Repair: Thursday Pickup will Ship on Monday

## REMOVABLE PROSTHETICS

Bite Block	8 BUSINESS DAYS
Custom Trays	8 BUSINESS DAYS
Framework	8 BUSINESS DAYS
Frame w/ Bite Block	8 BUSINESS DAYS
Frame w/ Teeth in Wax	8 BUSINESS DAYS
Partial Process (post try-in)	8 BUSINESS DAYS
Partial Complete	8 BUSINESS DAYS
Acrylic Partial	8 BUSINESS DAYS
Acrylic Partial Wax	8 BUSINESS DAYS
Acrylic Partial Finish	8 BUSINESS DAYS
Repair w/ Metal	2 BUSINESS DAYS
Repair w/out Metal Frmwk	1 BUSINESS DAY
TCS/Valplast Wax	8 BUSINESS DAYS
TCS/Valplast Process	8 BUSINESS DAYS
TCS/Valplast Complete	8 BUSINESS DAYS
Night Guards	8 BUSINESS DAYS

## Expedited Services Available

### Overnight Shipping:

- Inbound: \$23
  - PDL will receive the case the following morning and will be a 1-day turnaround of Lab production
- Outbound: \$23
  - Dr's office will receive the case the following morning

### Expedited Case Fabrication Service:

- \$25 minimum fee for cases \$250 or under / if over \$250 it will be 10% of total cost of the case -> **8-days 5 days**
- \$45 minimum fee for cases \$250 or under / if over \$250 it will be 18% of the total cost of the case -> **8-days 3 days**

## Times do not account for Lab Closings:

Talk to your Driver or Territory Manager to get a copy of our Calendar MousePads and stay up to date on our Lab Closures





PITTMAN DENTAL LABORATORY WAS  
FOUNDED IN 1974 AS A FAMILY-OWNED  
BUSINESS WITH A REPUTATION BUILT ON QUALITY  
AND SERVICE UTILIZING THE VERY BEST IN TECHNOLOGY. ALTHOUGH  
OUR ORGANIZATION HAS SEEN NATIONAL GROWTH OVER THE YEARS, WE STILL  
PROVIDE VALUE TO OUR CUSTOMERS BOTH PRACTICE AND PATIENT, AND WE VOW  
TO USE ONLY THE HIGHEST QUALITY MATERIALS AND CRAFTSMANSHIP BECAUSE  
OUR SUCCESS DEPENDS ON YOUR SUCCESS.



2355 Centennial Circle  
Gainesville, Georgia 30504



[www.pittmandental.com](http://www.pittmandental.com)



(800) 235-4720



[support@pittmandental.com](mailto:support@pittmandental.com)